

★ 名列2012 Fortune財星全球五百大公司排行榜第48名



GLOBAL 500 *Our annual ranking of the world's largest corporations*

2012 

Full List


By Location


CEOs

Top Companies

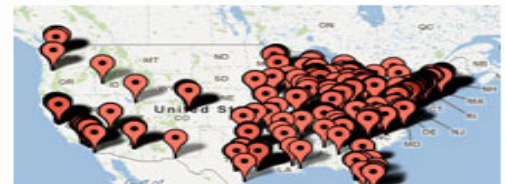
Global 500 | Companies

Global 500

Current view: 1-100 

Rank 	Company	Revenues (\$ millions)	Profits (\$ millions)
1	Royal Dutch Shell	484,489	30,918
2	Exxon Mobil	452,926	41,060
3	Wal-Mart Stores	446,950	15,699
4	BP	386,463	25,700
⋮			
41	JX Holdings	119,258	2,161
42	Nissan Motor	119,166	4,324
43	Hon Hai Precision Industry	117,514	2,777
44	Banco Santander	117,408	7,440
45	EXOR Group	117,297	701
46	Bank of America Corp.	115,074	1,446
47	Siemens	113,349	8,562
48	Assicurazioni Generali	112,628	1,190
49	Lukoil	111,433	10,357
50	Verizon Communications	110,875	2,404
51	J.P. Morgan Chase & Co.	110,838	18,976
52	Enel	110,560	5,768
53	HSBC Holdings	110,141	16,797
54	Industrial & Commercial Bank of China	109,040	32,214
55	Apple	108,249	25,922
56	CVS Caremark	107,750	3,461

Top 50 Headquarters



Top 50 | 25 Most Profitable | Global 500

Generali 忠利集團簡介

集團簡介

- 忠利集團於1831年在義大利成立，目前為義大利第一大的上市公司，同時也是全球同類型第二大的保險集團，集團據點遍佈於全球各地：歐洲、亞洲、中東、美洲(拉丁美洲)、非洲。
- 憑著一百八十多年的經驗及專業知識，忠利保險集團亦擅於承保各項先進科技及現代商業運作的風險。
- 忠利集團是全球聲譽卓著的國際性組織，提供跨國性企業及一般企業各種高知名度壽險及產險服務。

忠利集團的世界評等

- 名列**Fortune** 財星全球五百大公司排行第 **48** 名 (資料來源: Fortune 7/23/2012 出刊)

請參考: ING集團第18名; CITI集團第60名; HSBC 第53名; SONY 第87名

- S&P 標準普爾信用評等：**A** (截至2012/7/25，資料來源:<http://www.standardpoor.com>)
- Moody's 穆迪評級：**Baa1** (截至2012/7/25，資料來源：<http://www.moody.com>)


集團財務資料

忠利集團在全球擁有幾百家保險、控股、財務及房地產等附屬公司。

2011年集團財務資料 (以歐元計)		(截至2011/12/31)
管理資產	4666億	
集團獲利	8億5千6百萬	
總保費收入	692億	
員工人數	82,000人以上	

★ 各信評機構之評級：

資料來源：<http://www.generali.com/Generali-Group/Investor-Relations/rating/>



About us

Media Relations

Investor Relations

Governance

Sustainability

Careers

Worldwide Group

Investor Relations









- ▶ results and reports
- ▶ on line report
- ▶ general archive
- ▶ investor day
- ▶ outlook 2012
- ▶ risk management
- ▶ investments and divestitures
- ▶ analysts area
- ▶ financial debt
- ▶ **rating**
- ▶ presentations
- ▶ event calendar
- ▶ shareholder structure
- ▶ the Generali stock
- ▶ annual general meeting
- ▶ IR policy
- ▶ contacts

Investor Relations ▶ **rating** ▼ 📄 | ✉️ | ☆ | 🔔 | ✓

Rating

Insurance Financial Strength

In this section we present the Assicurazioni Generali's rating and outlook as well as the description and ranking grid of the relevant rating Agency.

Agency	Rating	Outlook	Press Release & Documents
	A	Negative	 [125 kb]
	A	Watch negative	 [428 kb]
	A-	Negative	 [129 kb]
 Moody's Investors Service	Baa1	Negative	 [164 kb]

Link cloud

general archive
sustainability indices & ratings
press releases Mario
Greco stock codes and listed companies' tickers
media kit
market studies investment policy key figures
financial glossary
shareholders contacts

External links

- ▶ [ambest.com](#)
- ▶ [standardandpoors.com](#)
- ▶ [fitchratings.com](#)
- ▶ [moodys.com](#)
- ▶ [aiaf.it](#)
- ▶ [ania.it](#)
- ▶ [assogestioni.it](#)
- ▶ [bancaditalia.it](#)
- ▶ [ecb.int](#)
- ▶ [consob.it](#)
- ▶ [isvap.it](#)

Stock price

Generali - Time: 10:58

Last	% Chg
€ 10.78	-0.65
Data source Borsa Italiana	

Events calendar

◀ August 2012 ▶

M	T	W	T	F	S	S
1	2	3	4	5		

last update on 25-07-2012